

Diagnosis

Functional Dyspepsia
Anxiety disorder

Presenting Symptoms

Known Duodenal Ulcer diagnosed endoscopically August 24
Received tripple therapy for 14 days
Scared of getting Liver cirrhosis, Cancer
Heart Burn, Dyspepsia didnot improve
Vonoprazan, Rifaximin and 10 mg Nortryptilin for two months didnt significant change in improvement of symptom.

Past Medical / Surgical History

None

Co-Morbidities

None

Investigation History

EGD DU,
ALT 54, TSH 2.04, Anti HCV -ve, HbS Ag -ve
19 Dec
Endoscopy report normal
LFT TSH Normal
USG Fatty liver

H/O Allergy

Drug Allergy

None

Food Allergy

None

Current Medication Details

Vonoprazan
Rifaximin
Nortryptilin

Vital Signs

BP(mmHg) : 130/80
PR(min) : 72
HT(cm) : 163
WT(Kg) : 64
BMI(Kg/m²) : 24.10
BSA(m²) : 1.70229

Follow-up & Advice

Avoid bed rest within one hour of meal,
Avoid milk and milk products foe one month
Regular exercise at least 40 minutes of brisk walking a day

Medications

1. TAB MIRTAZAPINE 7.5 MG
2. TAB FAMOTIDINE 20 MG
3. TAB ITOPRIDE 50 MG

Mblw

Take 1/2 TAB Once daily at night
Oral 0+0+1/2 After Meal
1/2 tab at around 8 pm for two weeks then One tab daily at 8 pm to be continued
Take 1 TAB Twice daily for 2 Month
Oral 1+0+1 Before Meal
Take 1 TAB Twice daily for 1 Month
1+0+1 Before Meal

OPD PRESCRIPTION

In case of experiencing any allergic reaction, skin rashes or any other reaction which you think may be due to medication, Please contact immediately to Emergency department of United Hospital Ltd.
Emergency Contact No: 01914001234, Hotline: 10666 and For Appointment : 02 22 22 62 466

Prescribed By: Prof. Dr. Md. Golam Kibria, Date & Time : 2999-01-01 12.00 AM

Complementary Report Review (Once) - within 3 days of New Visit

Follow up (Once) - within 7 days of New Visit.

Note : This is Computer Generated Prescription,
No Signature Required. *****

Call for Home Sample Collection: 01914 001 220

Print Date & Time : 19/12/2024 07.46 PM



Prof. Dr. Md. Golam Kibria MBBS, FCPS (Medicine), MD (Gastroenterology)

Senior Consultant

Gastroenterology

BMDC Reg. no: A-26144

Plot 15 Road 71 Gulshan Dhaka-1212

Hotline: 10666 | www.uhlbd.com

Visit Date / Prescription No. : 17 Dec 2024 / OPD-202412172111701

Name: SANZU HOSEN

UHD: 1000722418

Age: 31 Y 10 M 6 D

Gender: Male

Investigation Advised

1. CBC + ESR
2. *ALT (SGPT)
3. *AST (SGOT)
4. HBsAg
5. Anti HCV
6. Alpha Feto Protein (AFP)
7. *TSH (Thyrotropin)
8. *Serum Creatinine
9. *S. Uric Acid
10. USG of Abdomen Whole (Male/Female) Ultrasonogram
11. X-Ray of Chest PA
12. Upper GI Endoscopy

Clinical Diagnosis

?? Healed DU, ??SIBO
Functional Dyspepsia under evaluation
Anxiety disorder

Follow-up & Advice

Avoid bed rest within one hour of meal,
Avoid milk and milk products for one month
Regular exercise at least 40 minutes of brisk walking a day

Plan:

Review with the reports within one month

OPD PRESCRIPTION

In case of experiencing any allergic reaction, skin rashes or any other reaction which you think may be due to medication, Please contact immediately to Emergency department of United Hospital Ltd.

Emergency Contact No: 01914001234, Hotline: 10666 and For Appointment : 02 22 22 62 466

Prescribed By: Prof. Dr. Md. Golam Kibria, Date & Time : 2999-01-01 12.00 AM

Complementary Report Review (Once) - within 3 days of New Visit

Follow up (Once) - within 7 days of New Visit.

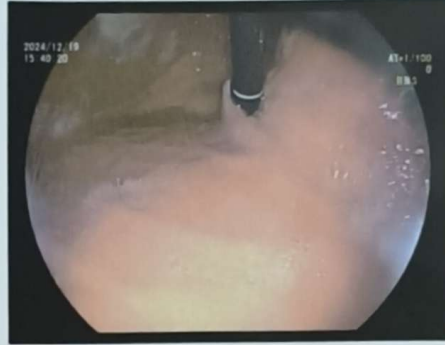
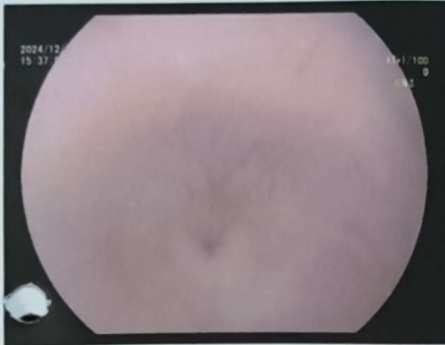
Note : This is Computer Generated Prescription,
No Signature Required. *****

Call for Home Sample Collection: 01914 001 220

Print Date & Time : 17/12/2024 03:30 PM

Identity No.	1000722418	Visit Date	19 December, 2024
Patient Name	Sanzu Hosen	Age / Sex	31 / Male
History	Dyspepsia	Instrument	EC-600WL
Referrer	Prof. Dr. Md. Golam Kibria	Bed	OPD

ENDOSCOPIC PROCEDURE REPORT



Procedure : Endoscopy of Upper GIT

Indication : Dyspepsia

Medication : Anaesthesia done by Dr. Kalamur Rahman

• Procedure Technique:

A physical exam was performed. Informed consent was obtained from the patient after explaining all the risks (perforation, bleeding, infection and adverse effects to the medicine), benefits and alternative to the procedure which the patient appeared to understand and so stated. The patient was connected to the monitoring device and placed in the left lateral position. Continuous oxygen was provided with a nasal cannula and IV medicine administered through a indwelling cannula. Local examination of oral cavity and denture was performed and bite protecting mouth guard was placed in between the upper and lower teeth line. After adequate conscious sedation was achieved, local examination of oral cavity was performed and the endoscope introduced in to the oral cavity and advanced under direct visualization upto the distal duodenum. The scope was subsequently removed slowly while carefully examining the color, texture, anatomy, and integrity of the mucosa including duodenum, stomach, oesophagus and oropharynx. The patient was subsequently transferred to the recovery area in satisfactory condition. The following findings were noted

• Findings:

Oesophagus :

The lumen and vascular pattern of the oesophagus appear normal. No varix was seen.

Stomach :

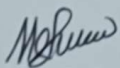
The lumen, mucosa and vascular pattern of cardia, fundus, body and antrum appear normal.

Duodenum : The bulb and post bulbar areas are normal up to second part.

Biopsy : Taken for CLO from antrum and it is negative

Comment :

Normal upper GIT at endoscopy.

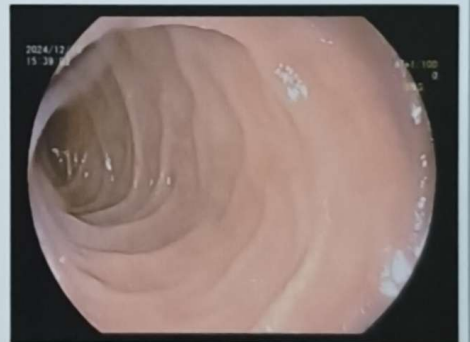
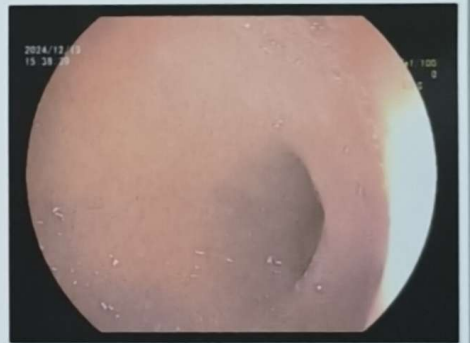


Prof. Dr. Md. Golam Kibria

MBBS, FCPS(Medicine), MD(Gastroenterology)

Senior Consultant

Gastro Liver Center, UHL



Sanzu Hosien		Specimen information			
Age	31Y 10M 6D	Specimen ID	Specimen Type	Collection Date/Time	Receiving Date/Time
Sex	Male	H240135168	Blood Whole (EDTA)	17-Dec-2024 17:58	17-Dec-2024 18:37
Registration ID	P-0799204	H240135169	Blood Whole (ESR)	17-Dec-2024 17:58	17-Dec-2024 18:37
Bill ID	SRA24121700452				
Collection site	Mohakhali Collection Centre				
Patient Type	Payment				
Referred by	Prof. Dr. Md. Golam Kibria				
Requested tests	Complete Blood Count with ESR				

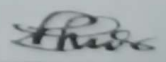
Test Name	Result	Unit	Ref. Value
Complete Blood Count with ESR			
Haemoglobin	15.2	g/dl	Adult (Male): 13.3 - 17.0
Haematocrit (Hct)	45.5	%	Adult (Male): 40 - 54
RBC Count	5.51	$\times 10^{12}/L$	Adult (Male): 4.5 - 6.0
NRBC	0.0	%	
Red Cell Indices			
MCV	82.6	fl	Adult (Male): 76.0 - 96.0
MCH	27.6	pg	Adults (Male): 27.0 - 32.0
MCHC	33.4	%	Adult (Male): 32.5 - 36.7
RDW-CV	12.8	%	Adults (Male): 11.5 - 14.5
RDW-SD	38.6	fl	Adult and Children: 36.0 - 46.0
Total Leucocyte Count	7.89	$\times 10^9/L$	Adult (Male): 4.0 - 11.0
Diff. Leucocyte Count			
Neutrophil	47.7	%	Adult: 40-75
Lymphocyte	39.0	%	Adult (Male) 20 - 45
Monocyte	4.1	%	Adult (Male): 2 - 10
Eosinophil	8.6	%	Adult (Male): 0.1 - 0.6
Basophil	0.6	%	Adults & Children: 0.0 - 1.0
Immature granulocyte (IG)	0.5	%	
Absolute Leucocyte Count			
Neutrophil	3.76	$\times 10^9/L$	Adult (Male): 2.0 - 7.5
Lymphocyte	3.08	$\times 10^9/L$	Adult (Male): 1.5 - 4.0
Monocyte	0.32	$\times 10^9/L$	Adult (Male): 0.2 - 0.8
Eosinophil	0.68	$\times 10^9/L$	Adult (Male): 0.04 - 0.45
Basophil	0.05	$\times 10^9/L$	0.01 - 0.10
Platelet Count	194	$\times 10^9/L$	Adults (Male): 150 - 450
ESR (Westergren method)	27	mm/h	Male (0-50 years): 0 - 15 Male (>50 years): 0 - 20

lutfun lucky
SRU Received
17-Dec-2024 18:02

112h
Lab Received
17-Dec-2024 18:37

device
Technical
17-Dec-2024 18:47

109h
Verification
17-Dec-2024 20:50


Authorization
17-Dec-2024 20:58

Sanzu Hosen		Specimen information			
Age	31Y 10M 6D	Specimen ID	Specimen Type	Collection Date/Time	Receiving Date/Time
Sex	Male	B240284371	Blood Plasma (Heparin)	17-Dec-2024 17:58	17-Dec-2024 18:43
Registration ID	P-0799204	B240284372	Blood Serum	17-Dec-2024 17:58	17-Dec-2024 18:43
Bill ID	SRA24121700452				
Collection site	Mohakhali Collection Centre				
Patient Type	Payment				
Referred by	Prof. Dr. Md. Golam Kibria				
Requested tests	Creatinine, Uric Acid, ALT (SGPT), AST (SGOT), TSH				


Test Name	Result	Unit	Ref. Value
Creatinine	72.24	μmol/l	Adult: 64 - 104 (Men)
Uric Acid	376.63	μmol/l	208.3-428.4 (Men)
ALT (SGPT)	38.15	U/L	< 50 (Men), < 35 (Women)
AST (SGOT)	28.29	U/L	< 50 (Men), < 35 (Women)
TSH	1.6336	μIU/ml	0.35-4.94 (adult), 0.5-8.9 (55-87y)

lutfun lucky
SRU Received
17-Dec-2024 18:02

308
Lab Received
17-Dec-2024 18:43

device
Technical
17-Dec-2024 19:05

272
Verification
17-Dec-2024 20:27


Authorization
18-Dec-2024 10:01

Senzu Hoson		Specimen information			
Age	31Y 10M 6D	Specimen ID	Specimen Type	Collection Date/Time	Receiving Date/Time
Sex	Male	M240125218	Blood Serum (Anti-HCV)	17-Dec-2024 17:58	17-Dec-2024 18:35
Registration ID	P-0799204				
Bill ID	SRA24121700452				
Collection site	Mohakhali Collection Centre				
Patient Type	Payment				
Referred by	Prof. Dr. Md. Golam Kibria				
Requested tests	Anti-HCV (T)				

Test Name	Result	Unit	Ref. Value
Anti-HCV (T) ¹	Non Reactive, S/CO: 0.07		Non Reactive: <1.0 Reactive: >=1.0

Comments:


¹ Test has been performed on ARCHITECT Plus i 1000SR/ Alinity I Platform (Abbott Laboratories Ltd) by using Chemiluminescent Microparticle Immuno Assay (CMIA) technique.

lutfun.lucky
SRU Received
17-Dec-2024 18:02

286
Lab Received
17-Dec-2024 18:35

206
Technical
17-Dec-2024 20:35

206
Verification
17-Dec-2024 20:35


Authorization
18-Dec-2024 9:36

Sanzu Hosen		Specimen information			
Age	31Y 10M 6D	Specimen ID	Specimen Type	Collection Date/Time	Receiving Date/Time
Sex	Male	M240125216	Blood Serum	17-Dec-2024 17:58	17-Dec-2024 18:35
Registration ID	P-0799204				
Bill ID	SRA24121700452				
Collection site	Mohakhali Collection Centre				
Patient Type	Payment				
Referred by	Prof. Dr. Md. Golam Kibria				
Requested tests	AFP				

Test Name	Result	Unit	Ref. Value
AFP ¹	<2.00	ng/mL	<8.78

Comments:

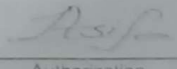
¹ Test has been performed on ARCHITECT Plus i 1000SR/ Alinity i Platform (Abbott Laboratories Ltd) by using Chemiluminescent Microparticle Immuno Assay (CMIA) technique.

lutfun.lucky
 SRU Received
 17-Dec-2024 18:02

286
 Lab Received
 17-Dec-2024 18:35

206
 Technical
 17-Dec-2024 20:34

206
 Verification
 17-Dec-2024 20:34


 Authorization
 18-Dec-2024 9:36

Sanzu Hosen		Specimen information			
Age	31Y 10M 6D	Specimen ID	Specimen Type	Collection Date/Time	Receiving Date/Time
Sex	Male	M240125217	Blood Serum (HBsAg)	17-Dec-2024 17:58	17-Dec-2024 18:35
Registration ID	P-0799204				
Bill ID	SRA24121700452				
Collection site	Mohakhali Collection Centre				
Patient Type	Payment				
Referred by	Prof. Dr. Md. Golam Kibria				
Requested tests	HBsAg Screening				

Test Name	Result	Unit	Ref. Value
HBsAg Screening ¹	Non Reactive, S/CO: 0.18		Non reactive <1.0, Reactive >= 1.0

Comments:

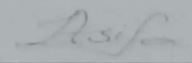
¹ Test has been performed on ARCHITECT Plus i 1000SR/ Alinity i Platform (Abbott Laboratories Ltd) by using Chemiluminescent Microparticle Immuno Assay (CMIA) technique.

lutfun.lucky
SRU Received
17-Dec-2024 18:02

286
Lab Received
17-Dec-2024 18:35

206
Technical
17-Dec-2024 20:35

206
Verification
17-Dec-2024 20:35


Authorization
18-Dec-2024 9:36



Plot 15 Road 71 Gulshan Dhaka-1212
Hotline: 10666 | www.uhlbd.com

DEPARTMENT OF RADIOLOGY AND IMAGING

PT. ID	: 1000722418	Sex	: M
Name	: SANZU HOSEN	Age	: 031Y
Ref. By	: Prof. Dr. Md. Golam Kibria		
Exam Date	: 17-12-2024	Rep. Date	: 18-12-2024 11:29:16

Thank you for the courtesy of this kind referral

X-Ray of CHEST P/A VIEW

- Trachea** : Central.
- Diaphragm** : Both domes of the diaphragm are normal in position, contour & definition.
- Heart** : Normal in transverse diameter.
- Lungs** : Both lung fields are clear.
- Bony Thorax** : Bony thorax reveals no definite abnormality.
- Impression** : **Normal Chest skiagram.**

Dr. Biplob K. Halder
MBBS, MD (DMC)
Associate Consultant, R & I
United Hospital Limited.

Prepared by - Zinat



Plot 15 Road 71 Gulshan Dhaka-1212
Hotline: 10666 | www.uhlbd.com

DEPARTMENT OF RADIOLOGY AND IMAGING

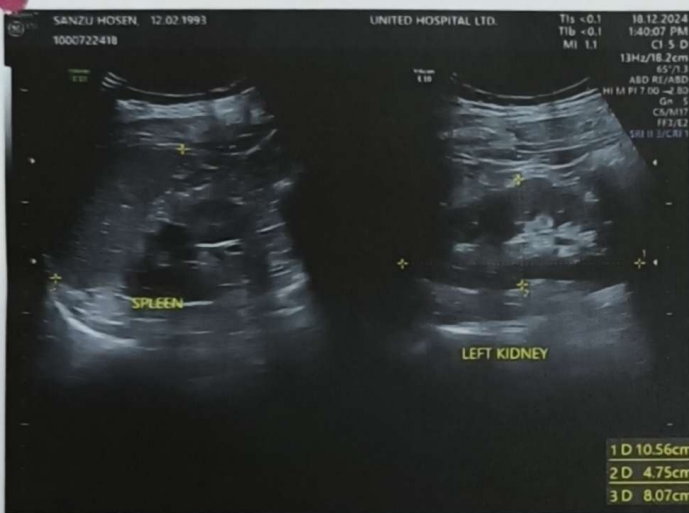
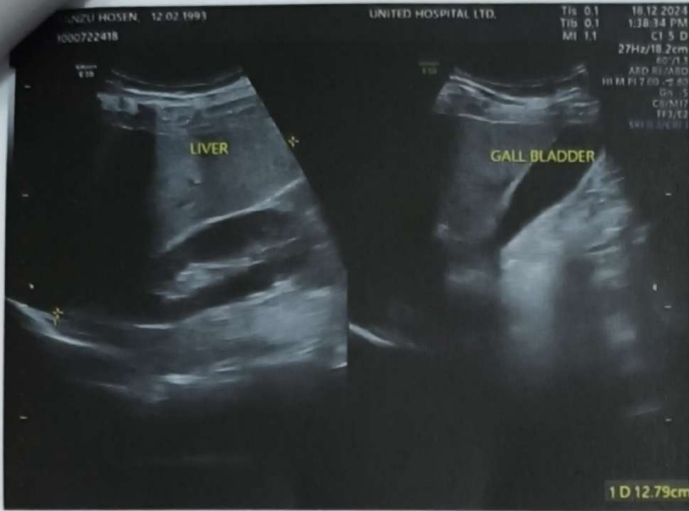
PT. ID	: 1000722418	Sex	: M
Name	: SANZU HOSEN	Age	: 31Y 10M 5D
Ref. By	: Prof. Dr. Md. Golam Kibria		
Exam Date	: 18-12-2024	Rep. Date	: 18-12-2024 14:21:52
Name of Exam	: USG of Abdomen Whole Male/Female Ultrasonogram		

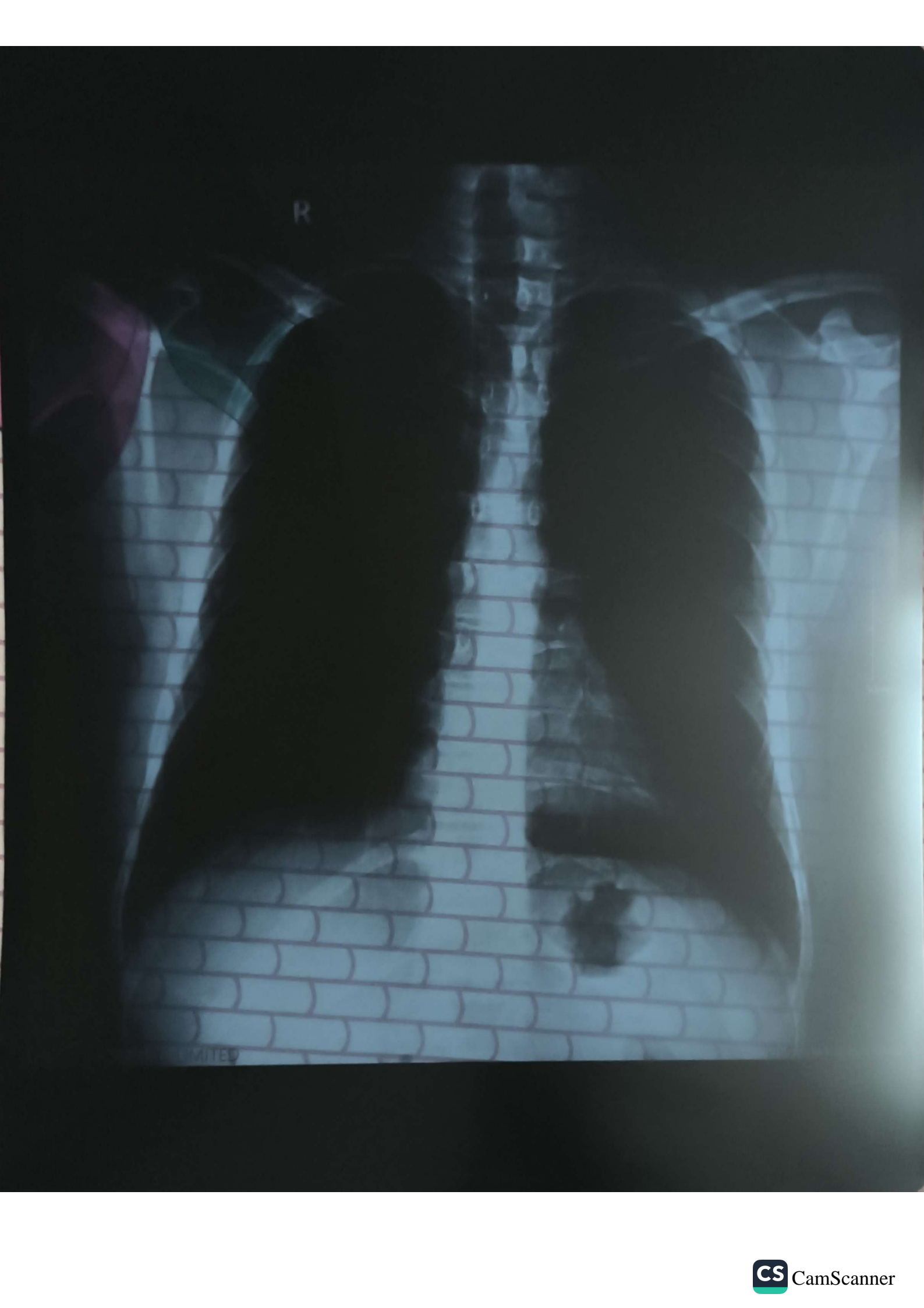
Thank you for the courtesy of this kind referral

- Liver** : The liver is normal in size. Hepatic parenchyma shows mildly brighter echopattern. No definite focal lesion is detected. Portal vein is normal in calibre.
- Gall Bladder** : The gall bladder is normal in size. Wall thickness is within normal limit. No definite intraluminal abnormality is detected.
- Biliary tree** : CD & intrahepatic biliary channels are not dilated.
- Pancreas** : Visualized part of the pancreas appears normal.
- Spleen** : The spleen is normal in size with uniform echotexture.
- Kidneys** : Both kidneys are normal in size, shape and position. Right kidney measures about 104 x 39mm and that of the left is about 105 x 47mm. Cortico-medullary differentiation is maintained. Pelvicalyceal systems of both kidneys are not dilated. No calculus or SOL is detected.
- Urinary bladder** : The urinary bladder is well filled. Wall thickness is within normal limit. No definite intravesical lesion is seen.
- Prostate** : The prostate is normal in size. Prostatic parenchymal echotexture is unremarkable. Capsule appears intact.
- Interpretation** : **Fatty change in the liver (G-I).**


Dr. Sharmin Jahan
Sonologist,
Radiology & Imaging Department
United Hospital Limited

Prepared by: Israt





R

LIMITED



Mushak - 6.3

Patient Bill Details

VAT Registration No: 000287104-0101

UHID: 1000722418

Bill ID: BL-2400536100

Plot # 15 Rd No 71,
Gulshan-2, Dhaka
1212
T: +88 02 8836444,
+88 02 8836000
F: +88 02 8836446

Name: SANZU HOSEN

Bill Date: Dec 17 2024 2:13PM

Age: 31 Y 10 M 6 D

Transaction No: DO-2400546903

Ref. By: Prof. Dr. Md. Golam Kibria

Episode Type: OPD
Episode No: 0



Address: chalkujal

User Name: 14632, Ms. Shahana Parveen

S/N	Date	Item Name	Doctor Name	Quantity	Net Amount
APPOINTMENT CHARGES					
1	17 Dec 2024	145751, Consultation Fee		1.00	2000.00
					<u>2000.00</u>
Total Amount					2000.00
17 Dec 2024					UCB 2000.00
Advance Adjusted					0.00
Amount Received/ Adjustment					2000.00
Due Amount					0.00

(***Valid for 3 months in case of refund or exchange of service ***Original reports are only available for 3 months)

Powered By ZAB Framework © All Rights Reserved by Orange Solutions Ltd. www.makeitorange.com.bd Printed on: 17-Dec-2024 2:13PM

- United Hospital Pharmacy maintains the cold chain of your medicine 24/7 for maximum efficacy
- ISO 15189:2012 and JCI Accredited 24x7 Pathological Lab



Mushak - 6.3

Patient Bill Details

VAT Registration No: 800287134-0101

UHID: 
1006722418

Bill ID: 
BL-2400540711

Plot # 15 Rd No 71,
Gulshan-2, Dhaka
1212
T: +88 02 8836444,
+88 02 8836000
F: +88 02 8836448

Name: SANZU HOSEN

Bill Date: Dec 19 2024 5:16PM

Age: 31 Y 10 M 8 D

Transaction No: DO-2400551591

Ref. By: Prof. Dr. Md. Golam Kibria

Episode Type: OPD
Episode No: 4

Address: chakkajal

User Name: 14632, Ms. Shahana Parveen



S/N	Date	Item Name	Doctor Name	Quantity	Net Amount
PROCEDURE CHARGES					
1	19 Dec 2024	144340, CLO Test		1.00	750.00

Total Amount		750.00
19 Dec 2024	UCB	750.00
Advance Adjusted		0.00
Amount Received/ Adjustment		750.00
Due Amount		0.00

(***Valid for 3 months in case of refund or exchange of service ***Original reports are only available for 3 months)

Powered By ZAB Framework © All Rights Reserved by Orange Solutions Ltd. www.makcorange.com.bd Printed on: 19-Dec-2024 5:16PM

• United Hospital Pharmacy maintains the cold chain of your medicine 24/7 for maximum efficacy
• ISO 15189:2012 and JCI Accredited 24x7 Pathological Lab



197

Mushak - 6.3

Patient Bill Details

VAT Registration No: 000287104-0101

UHID: 
1000722418

Bill ID: 
BL-2400536486

Plot # 15 Rd No 71,
Gulshan-2, Dhaka
1212
T: +88 02 8836444,
+88 02 8836000
F: +88 02 8836446

Name: SANJU HOSEN

Bill Date: Dec 17 2024 4:22PM

Age: 31 Y 10 M 6 D

Transaction No: DO-2400547287

Ref. By: Prof. Dr. Md. Golam Kibria

Episode Type: OPD
Episode No: 2



Address: chalkujal

User Name: 18164, Mr. Masudur Rahman

S/N	Date	Item Name	Doctor Name	Quantity	Net Amount
-----	------	-----------	-------------	----------	------------

RADIOLOGY CHARGES

1	17 Dec 2024	144713, USG of Abdomen Whole (Male/Female) Ultrasonogram		1.00	3500.00
2	17 Dec 2024	144905, X-Ray of Chest PA		1.00	900.00

Total Amount 4400.00

17 Dec 2024 UCB 4400.00

Advance Adjusted 0.00

Amount Received/
Adjustment 4400.00

Due Amount 0.00

Dept. of Radiology & Imaging
X-ray / Mamm / USG / CT / MRI
Report will be delivered on

18.12.24

After 11:00 am / 2:00 pm / 06:00 pm

(***Valid for 3 months in case of refund or exchange of service ***Original reports are only available for 3 months)

Powered By ZAR Framework © All Rights Reserved by Omnicore Solutions Ltd. www.omnicoresolutions.com.bd Printed on: 17-Dec-2024 4:22PM

• United Hospital Pharmacy maintains the cold chain of your medicine 24/7 for maximum efficacy
• ISO 15189:2012 and JCI Accredited 24x7 Pathological Lab



Mushak - 6.3

Patient Bill Details
VAT Registration No: 000287104-0101

Plot # 15 Rd No 71,
Gulshan-2, Dhaka
1212
T: +88 02 8836444,
+88 02 8836000
F: +88 02 8836446

UHID:
1000722418

Bill ID:
BL--2400539990

Name: SANZU HOSEN

Bill Date: Dec 19 2024 12:37PM

Age: 31 Y 10 M 8 D

Transaction No: DO--2400550860

Ref. By: Prof. Dr. Md. Golam Kibria

Episode Type: OPD
Episode No: 4

Address: chalkujal



User Name: 19925, Ms. Shirina Akter



S/N	Date	Item Name	Doctor Name	Quantity	Net Amount
PROCEDURE CHARGES					
1	19 Dec 2024	144027, Upper GI Endoscopy		1.00	6000.00
2	19 Dec 2024	144324, Sedative Charge for (Endoscopy/Colonoscopy)		1.00	1000.00
					7000.00

Total Amount		7000.00
19 Dec 2024	UCB	7000.00
Advance Adjusted		0.00
Amount Received/ Adjustment		7000.00
Due Amount		0.00

(***Valid for 3 months in case of refund or exchange of service ***Original reports are only available for 3 months)

Powered By ZAB Framework © All Rights Reserved by Orange Solutions Ltd. www.makeitorange.com.bd Printed on: 19-Dec-2024 12:37PM

• United Hospital Pharmacy maintains the cold chain of your medicine 24/7 for maximum efficacy
• ISO 15189:2012 and JCI Accredited 24x7 Pathological Lab

			
Patient ID:	P-0799204	Bill ID:	SRA24121700452
Patient Name:	Sanzu Hosen	Tel No:	01763154529
Age:	31 Years 10 months 6 days	Sex:	Male
Date:		Date:	17-Dec-2024
Email:	sanzu.sh@gmail.com	Time:	17:50
Address:	Joypurhat		

Specimen	Test Name	Cost	Delivery Date
Blood Serum	AFP	1,200.00	18-Dec-2024
Blood Plasma (Heparin)	ALT (SGPT)	320.00	18-Dec-2024
Blood Serum (Anti-HCV)	Anti-HCV (T)	1,500.00	18-Dec-2024
Blood Plasma (Heparin)	AST (SGOT)	320.00	18-Dec-2024
Blood Whole (ESR), Blood Whole (EDTA)	Complete Blood Count with ESR	700.00	18-Dec-2024
Blood Plasma (Heparin)	Creatinine	400.00	18-Dec-2024
Blood Serum (HBsAg)	HBsAg Screening	1,000.00	18-Dec-2024
Blood Serum	TSH	950.00	18-Dec-2024
Blood Plasma (Heparin)	Uric Acid	370.00	18-Dec-2024
Total (TAKA) :		6,760.00	
To Be Paid (TAKA) :		6,760.00	
Paid in Card (TAKA) :		6,760.00	
Paid (TAKA) :		6,760.00	

In Words: TAKA Six thousand seven hundred sixty Only

Delivered

The savings from our world-class lab service supports the free of cost life-saving treatment of 200,000 patients who come to our hospitals every year. Collect report any time after 8.00 PM of the delivery date.

razan.dash
Prepared by

Print Date: 17-Dec-2024 17:52